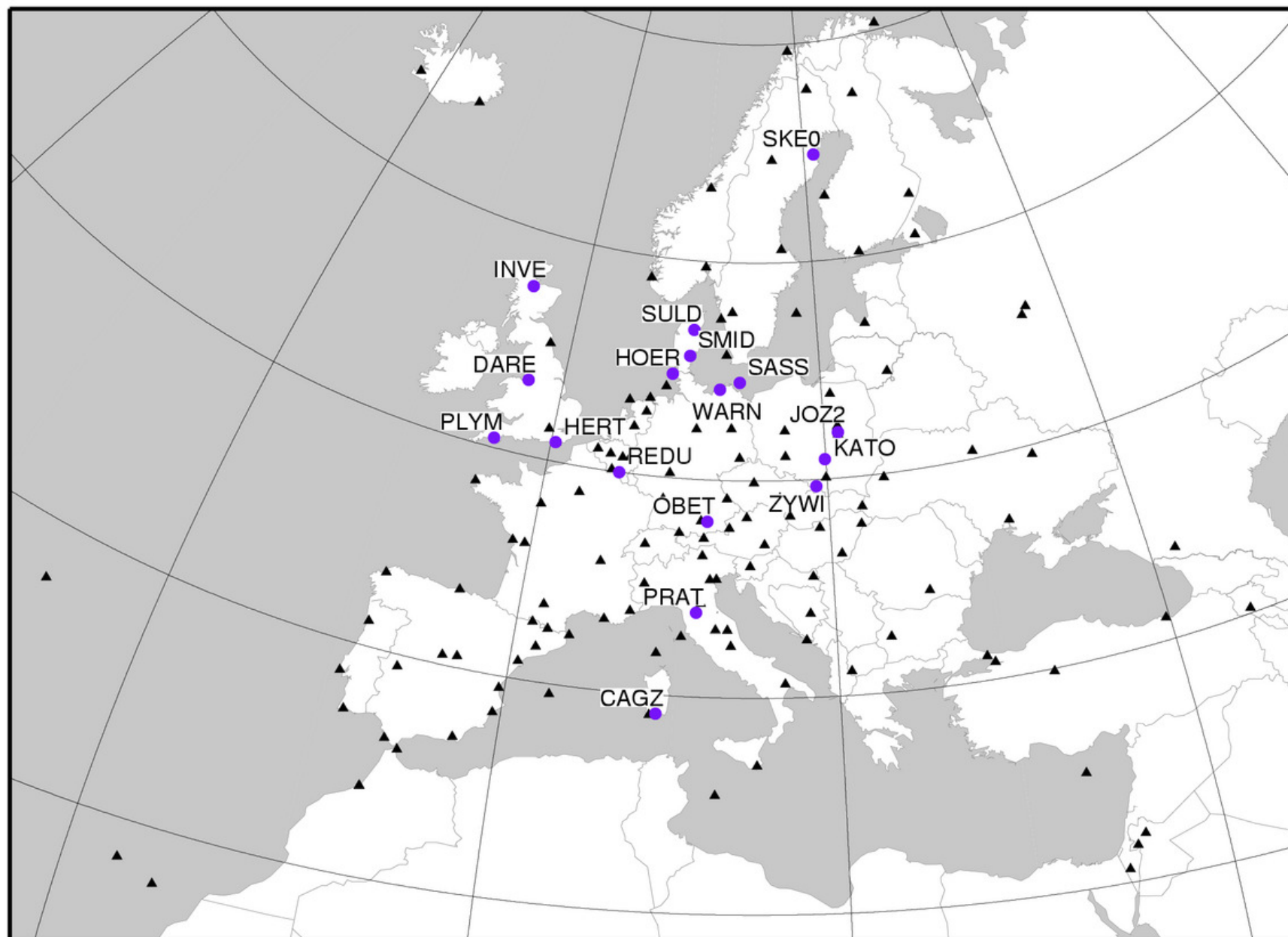


# GROWTH OF THE EPN TRACKING NETWORK (17)



# GROWTH OF THE EPN TRACKING NETWORK

Station	4 char ID	Country	Agency	Date
Redu	REDU	Belgium	ESA	June 23, 2003
Oberpfaffenhofen	OBET	Germany	DLR-KN-NL	June 30, 2003
Plymouth	PLYM	Great Britain	OS	June 30, 2003
Inverness	INVE	Great Britain	OS	June 30, 2003
Suldrup	SULD	Denmark	KMS	June 30, 2003
Smidstrup	SMID	Denmark	KMS	June 30, 2003
Prato	PRAT	Italy	TOPOGR.DIC	July 22, 2003
Daresbury	DARE	Great Britain	CLRC	July 29, 2003
Zywiec	ZYWI	Poland	MOSP	August 11, 2003
Katowice	KATO	Poland	MOSP	August 11, 2003
Hailsham	HERT	England	NSGF	August 21, 2003
Sassnitz	SASS	Germany	BKG	Sept. 08, 2003
Jozefoslaw	JOZ2	Poland	WUT	Sept. 16, 2003
Capoterra	CAGZ	Italy	INAF	Sept. 23, 2003
Skellefteaa	SKE0	Sweden	LMV	Oct. 1, 2003
Warnemuende	WARN	Germany	BKG	Oct. 24, 2003
Hoernum	HOER	Germany	BKG	Oct. 29, 2003

TIGA Time lab EUREF-IP ECGN

- BKG : Bundesamt für Kartographie und Geodäsie, Germany**
- CLRC : Central Laboratory of the Research Councils, England**
- DLR : German Aerospace Center, Institute of Communications and Navigation, Germany**
- INAF : Astronomical Observatory of Cagliari, Italy**
- KMS : National Survey and Cadastre, Denmark**
- LMV : National Land Survey of Sweden, Sweden**
- MOSP : Marshall Office of the Silesian Province, Poland**
- NSGF : NERC Space Geodesy Facility, England**
- OS : Ordnance Survey, Great Britain**
- TOPOGR: Dipartimento di Ingegneria Civile Laboratorio di Topografia e Fotogrammetria, Italy**
- WUT : Warsaw University of Technology, Poland**

## UPDATES OF EPN CB WEB SITE

- **Full revision of web directory structure (internal)  
(more than 2000 pages)**
- **Minutes of the fourth EUREF Local Analysis Centres Workshop,  
Graz, Austria, September 18-19, 2003  
Including a copy of all presentations**
- **Include info about “Monumentation Design and Implementation  
Recommendations” (Source: IGS)**
- **Added detailed instructions/FAQ for Site Log Submission & Test.**

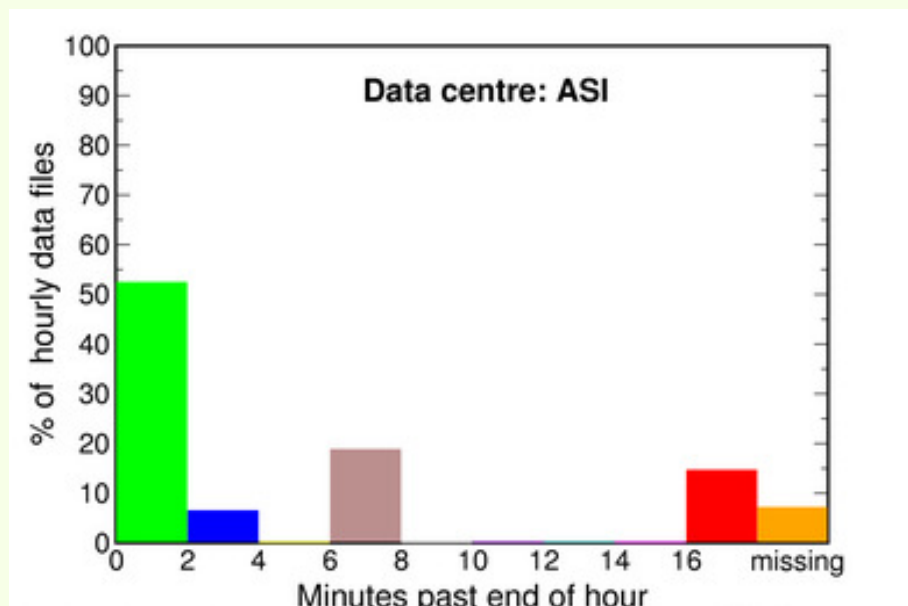
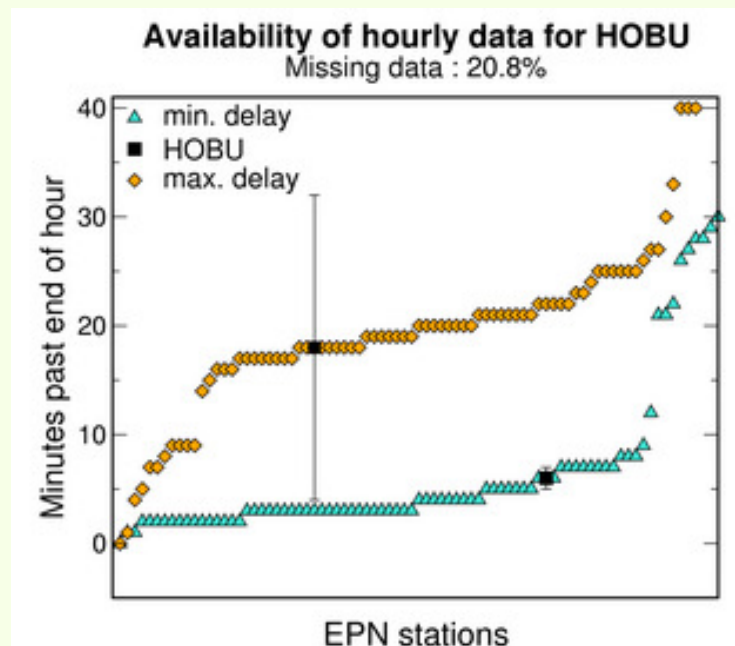
# UPDATES OF EPN CB WEB SITE

- Added "Hourly data latency" (plot)  
in the station description pages

(updated daily)

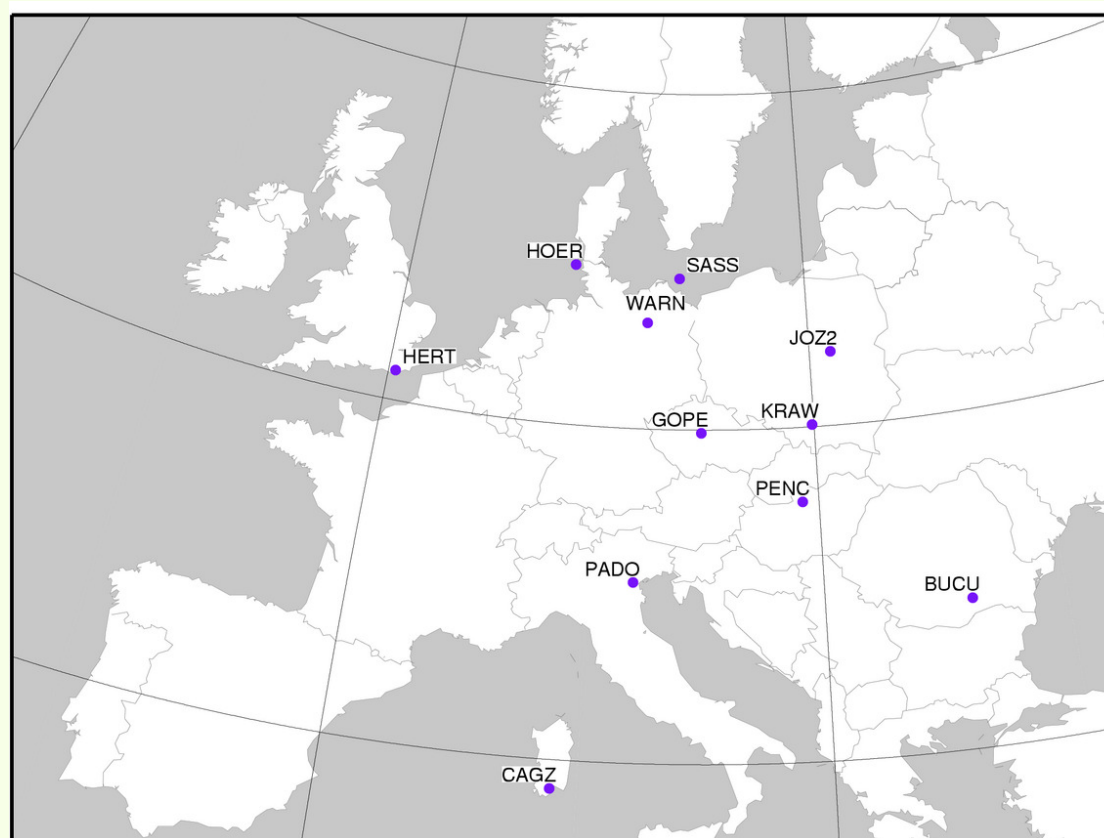
- Added Data centre statistics

(updated daily)



# UPDATES OF EPN CB WEB SITE

- Support to EUREF-IP project (creation/implementation of forms for providers and users)



- Support to Time Series project (looking into new procedure for automated publication of the results from A. Kenyeres on EPN CB web site)

August 2003 (DOY 213/2003 --> 243/2003)

## Monthly EUREF mail

[min.]	00-04	05-09	10-14	15-19	20-~	miss.
ACOR	---	---	---	---	---	100%
AJAC	---	---	---	---	---	100%
ALAC	---	---	---	---	---	100%
ALME	---	---	---	---	---	100%
ANKR	---	---	---	---	---	100%
AQUI	81%	8%	1%	---	8%	2%
BELL	---	---	---	---	---	100%
BOGI	---	90%	0%	---	6%	5%
BOGO	95%	2%	---	---	0%	3%
BOR1	88%	1%	1%	---	9%	1%
BORK	12%	69%	4%	1%	3%	11%
...						
VILL	---	---	0%	36%	56%	8%
VISO	25%	50%	9%	1%	3%	11%
VLNS	---	---	---	---	---	100%
WARE	99%	0%	---	---	1%	---
WROC	3%	0%	0%	0%	11%	86%
WSRT	---	---	---	---	---	100%
WTZR	65%	10%	2%	1%	2%	20%
YEBE	62%	9%	---	0%	---	28%
ZECK	---	---	---	---	---	100%
ZIMM	36%	43%	11%	0%	4%	6%
ZYWI	21%	41%	---	0%	10%	28%

Values have been rounded to the nearest integer.  
Hourly data files with a delay exceeding three days are considered as missing.